

EN

EN

EN



EUROPEAN COMMISSION

Brussels, 18.10.2010
SEC(2010) 1202 final

COMMISSION STAFF WORKING DOCUMENT

Accompanying document to the

**REPORT FROM THE COMMISSION TO THE EUROPEAN PARLIAMENT, THE
COUNCIL, THE EUROPEAN ECONOMIC AND SOCIAL COMMITTEE AND THE
COMMITTEE OF THE REGIONS**

SAPARD ANNUAL REPORT – YEAR 2009

(COM(2010) 567)

ANNEX A – Financial Execution 2009

**Table 1 - Execution of commitment appropriations available in the 2009 budget
by 31.12.2009 (million EUR)**

<i>Budget lines</i>	<i>Budget 2009</i>	<i>transfers</i>	<i>total available</i>	<i>executed</i>	<i>%</i>	<i>comments</i>
<i>1</i>	<i>2</i>	<i>3</i>	<i>4</i>	<i>5</i>	<i>6=5/4</i>	<i>7</i>
05.050101	-	-	-	-	-	
05.050102	-	-	-	-	-	
05.010403	0,2	-	0,2	0	0	
TOTAL	0,2	0	0,2	0	0	

**Table 2 - Execution of payment appropriations available in the 2009 budget
by 31.12.2009 (million EUR)**

<i>Budget lines</i>	<i>Budget 2009</i>	<i>transfers</i>	<i>total available</i>	<i>executed</i>	<i>%</i>	<i>comments</i>
<i>1</i>	<i>2</i>	<i>3</i>	<i>4</i>	<i>5</i>	<i>6=5/4</i>	<i>7</i>
05.050101	390,7	-	390,7	254,1	65,0	Additional appropriations of EUR 165,3 million available at 31.12.2008 have been carried over to the 2009 budget.
05.050102	-	-	-	-	-	No payments from the Commission (programmes closed, last final payments made in 2008).
05.010403	0,2	-	0,2	0	0	
TOTAL	390,9	-	390,9	254,1	65,0	

ANNEX A – Financial Execution 2009

Table 3 - Commitments, payments and RAL by 31.12.2009

	Commitments	Payments from the Commission (advances and reimbursements)			Financial execution	"Reste à liquider" (RAL)
Country	Total AFAs 2000-2006 (including de- commitments for Bulgaria)	Total payments made until 31.12.2008	Payments made in 2009	Payments made until 31.12.2009 since start	in % of available funds	
1	2	3	4	5=3+4	6=5/2	7=2-5
Bulgaria	371.409.686	265.183.315	62.430.464	327.613.779	88,2	43.795.907
Romania	1.159.785.692	843.538.370	187.195.446	1.030.733.816	88,9	129.051.876
Croatia	25.000.000	9.483.059	4.477.174	13.960.233	55,8	11.039.767
Total 05.050101	1.556.195.378	1.118.204.744	254.103.084	1.372.307.828	88,2	183.887.550

	Commitments	Payments from the Commission (programmes closed, final payments made)			Financial execution	De-commitment at closure
Country	Total AFAs 2000-2003*	Total payments made until 31.12.2008	Payments made in 2009	Payments made until 31.12.2009 since start	in % of available funds	(of which: * made in 2008 and ** made before 2008)
1	2	3	4	5=3+4	6=5/2	
Czech Rep.	92.787.704	92.778.479	0	92.778.479	100,0	9.225 **
Estonia	51.043.119	50.647.873	0	50.647.873	99,2	395.246 **
Hungary	160.039.127	159.962.208	0	159.962.208	100,0	76.919 **
Lithuania	125.448.234	125.338.243	0	125.338.243	99,9	109.991 *
Latvia	91.883.502	87.289.326	0	87.289.326	95,0	4.594.176 *
Poland	709.409.786	708.655.558	0	708.655.558	99,9	754.228 *
Slovenia	26.650.758	26.648.593	0	26.648.593	100,0	2.165 **
Slovakia	76.915.845	76.904.471	0	76.904.471	100,0	11.374 **
Total 05.050102	1.334.178.075	1.328.224.751	0	1.328.224.751	99,6	5.953.324

ANNEX B

Table B.1

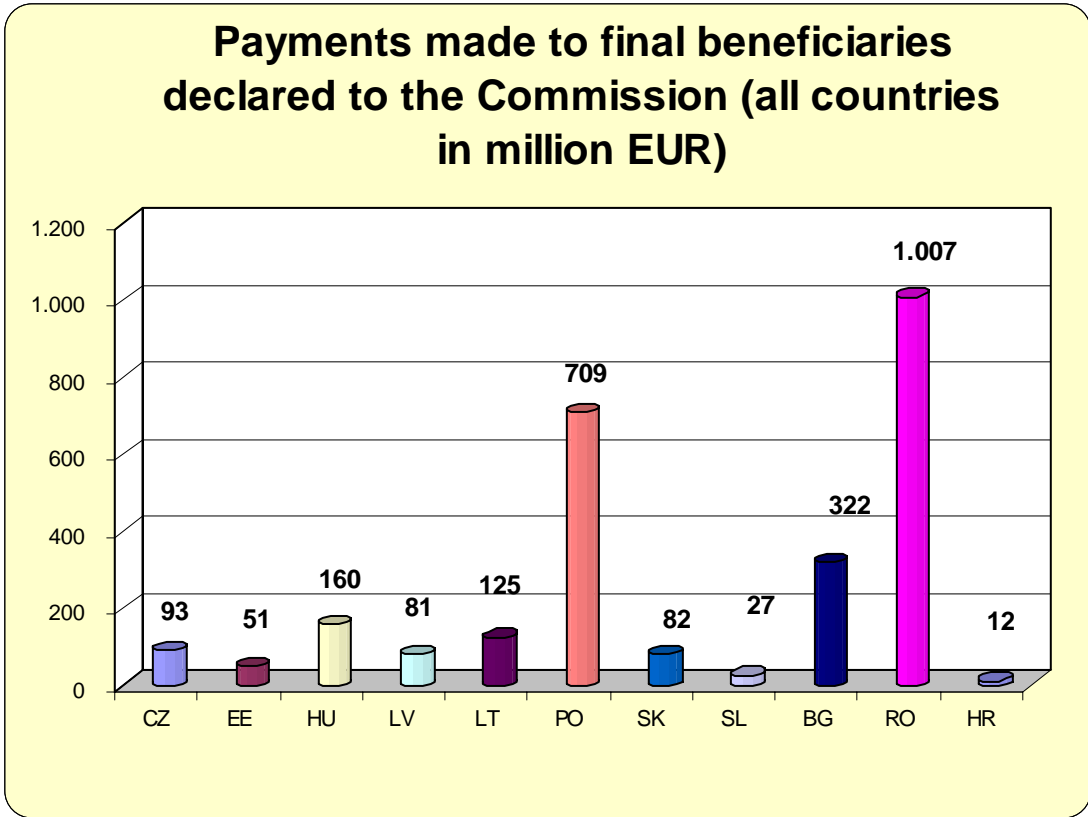
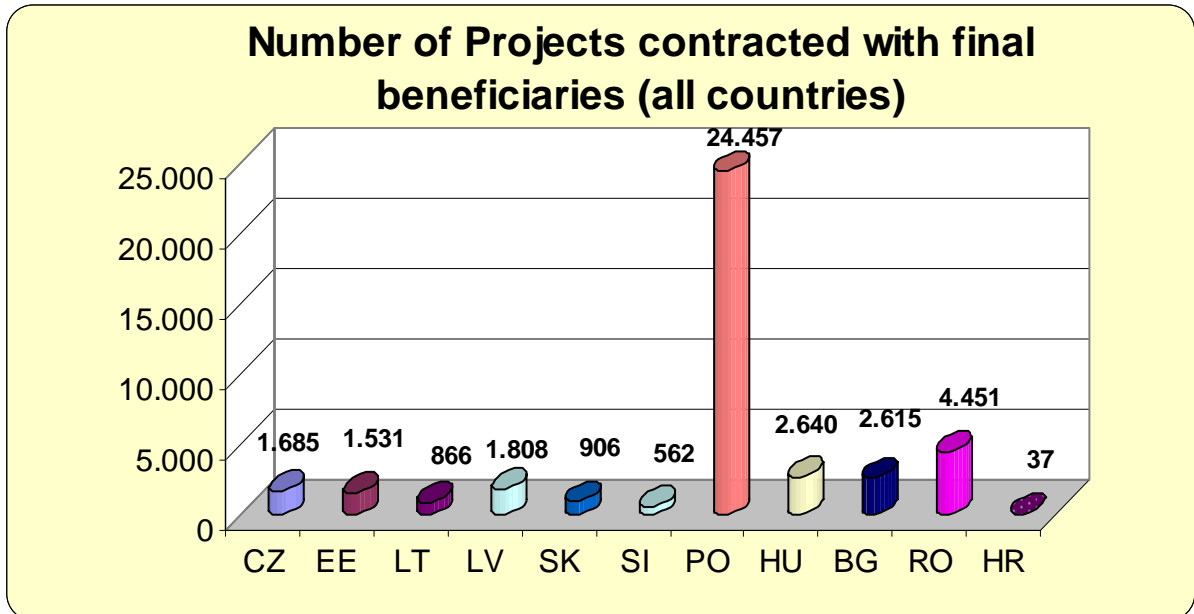


Table B.2



ANNEX B

Table B.3

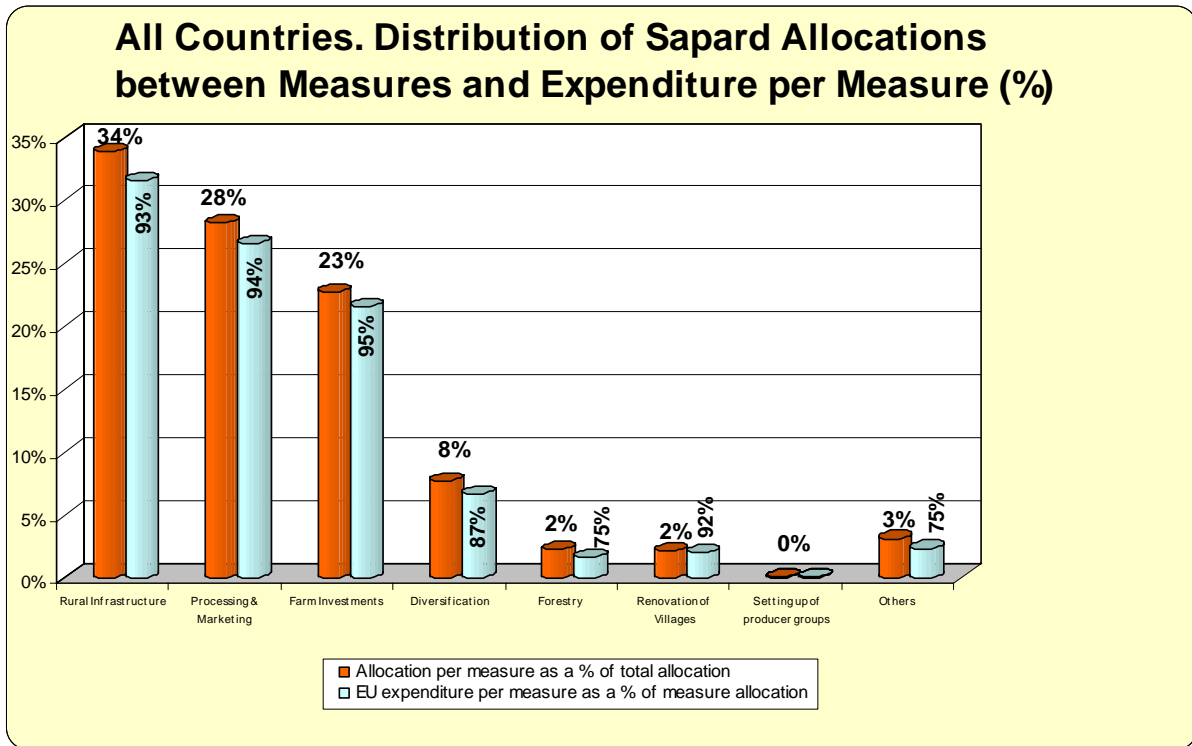
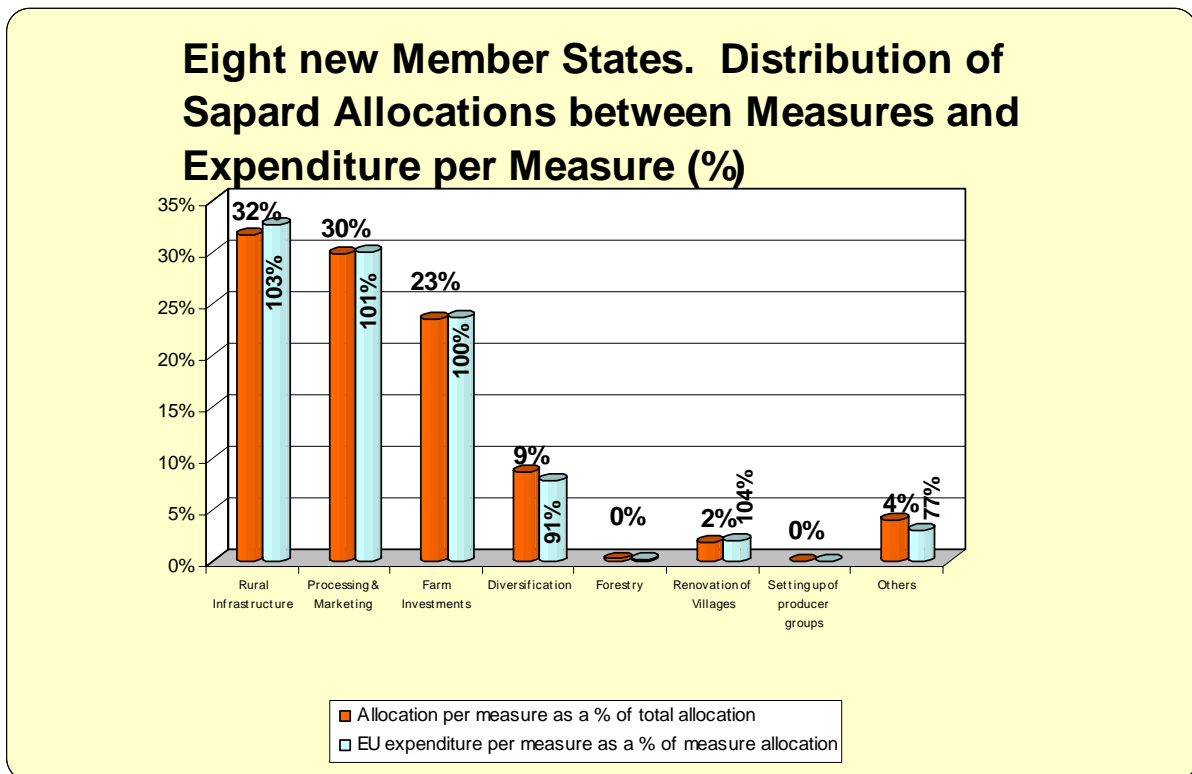


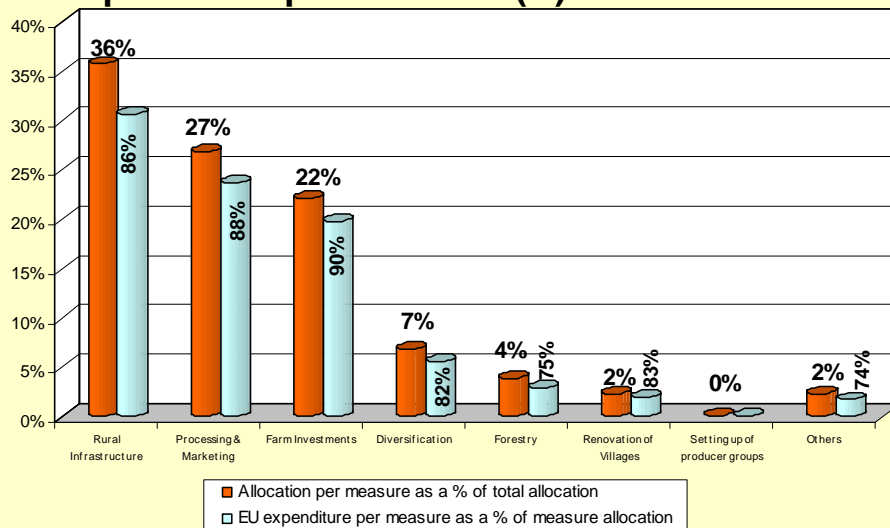
Table B.4



ANNEX B

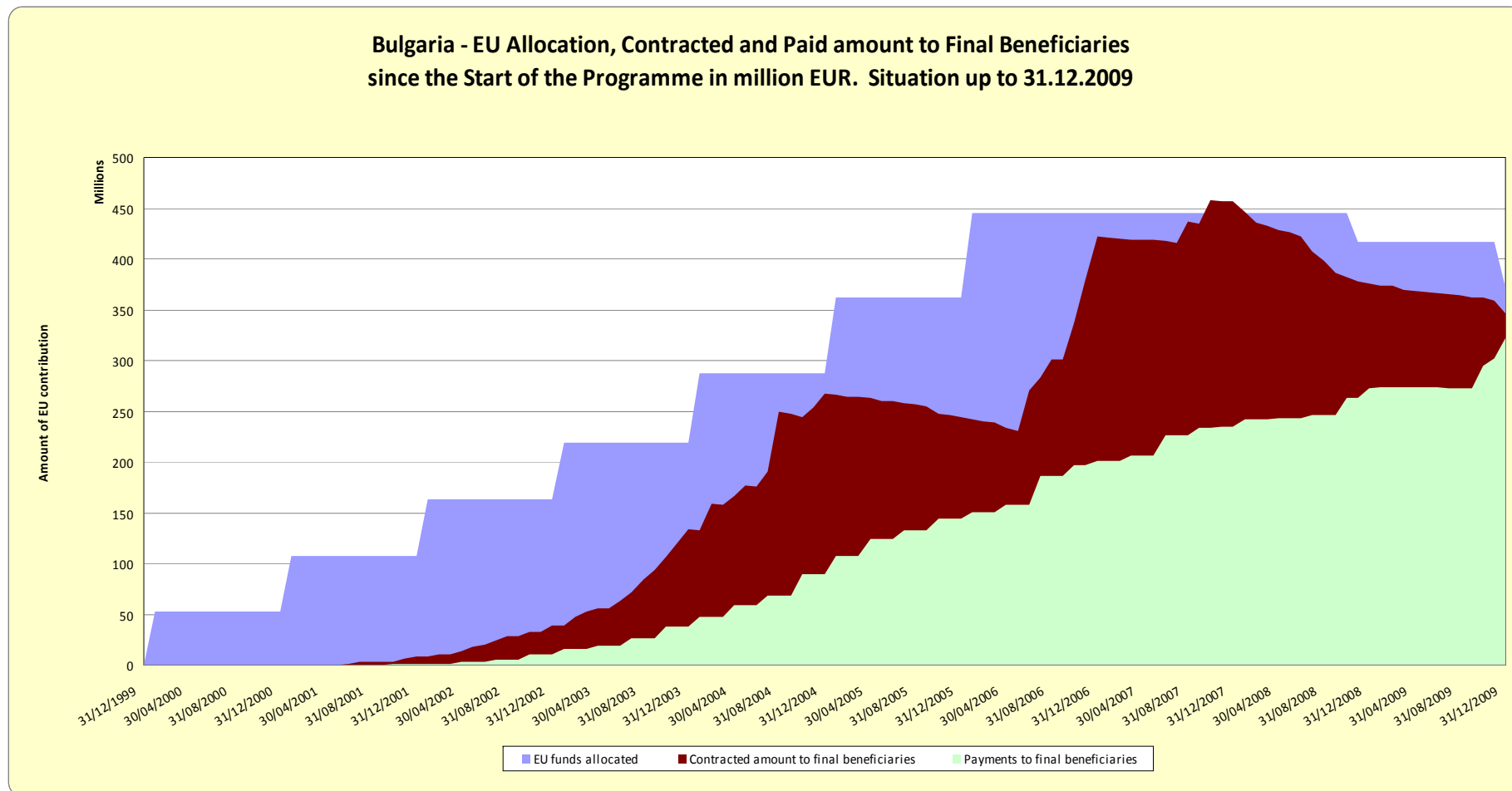
Table B.5

Bulgaria, Romania and Croatia. Distribution of Sapard Allocations between Measures and Expenditure per Measure (%)



ANNEX C.1 – BULGARIA

Table C.1.1



ANNEX C.1 – BULGARIA

Table C.1.2

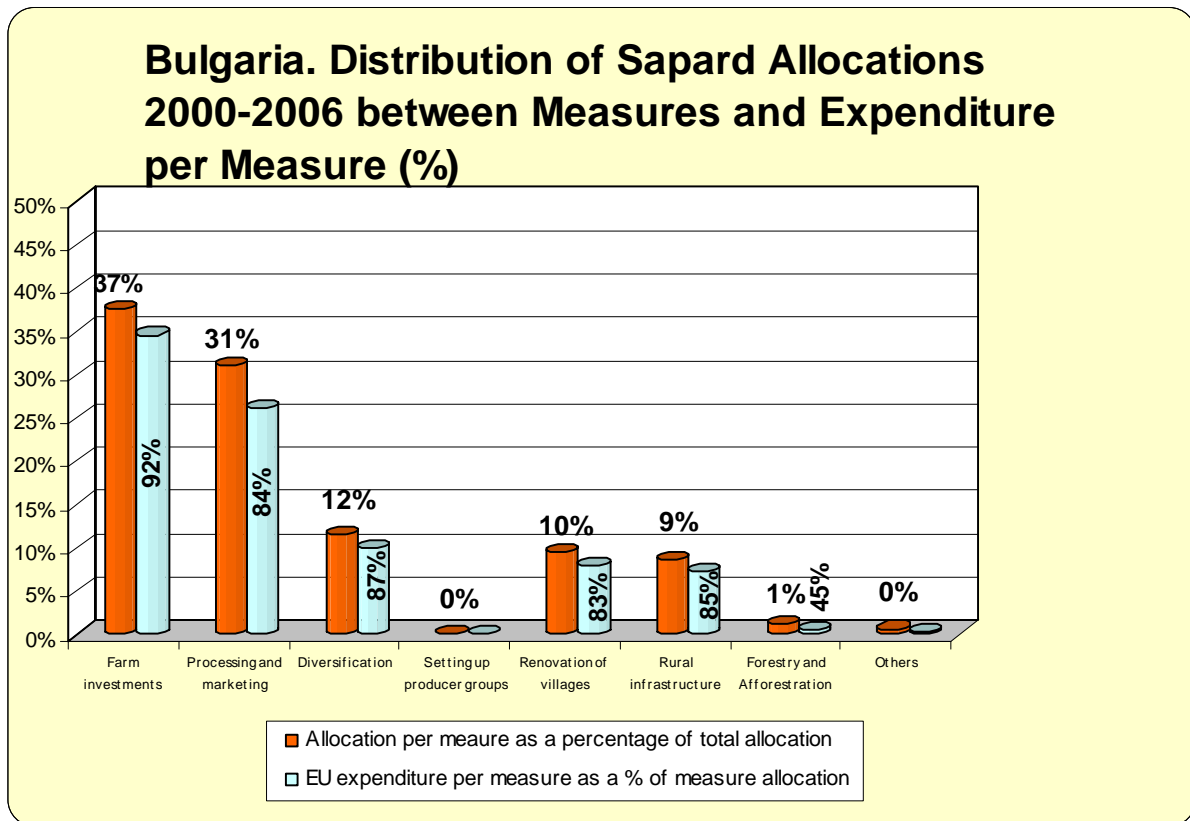
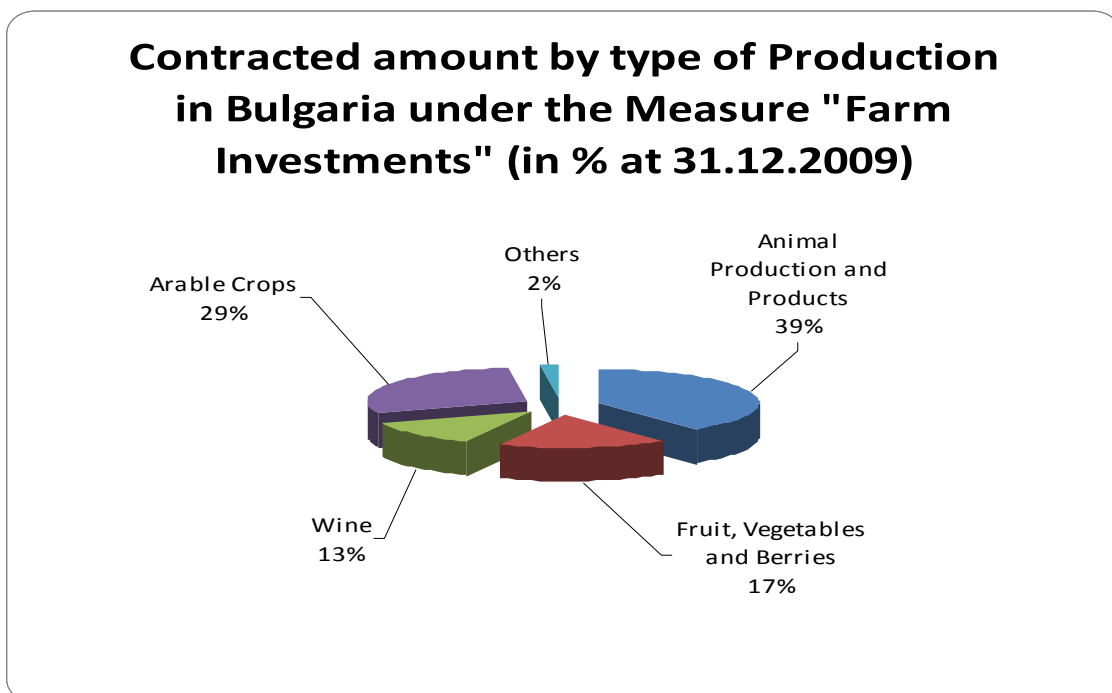


Table C.1.3



ANNEX C.1 – BULGARIA

Table C.1.4

Contracted amount by Sector in Bulgaria under the Measure "Processing and Marketing" (in % at 31.12.2009)

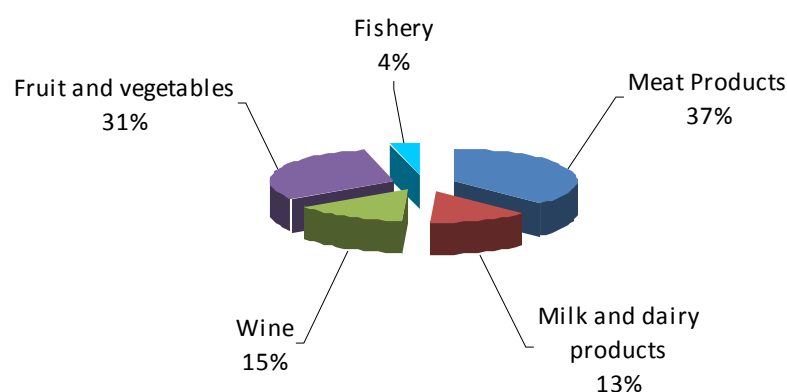
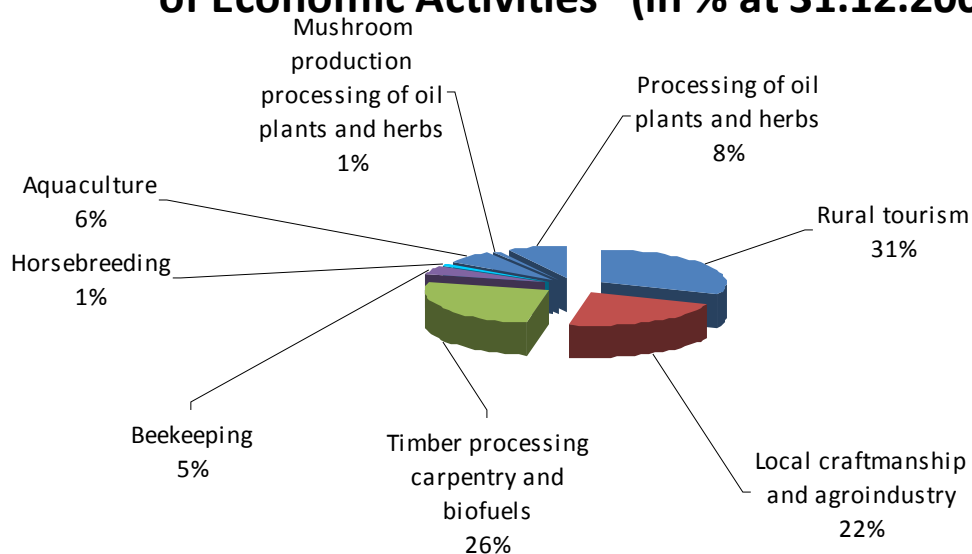


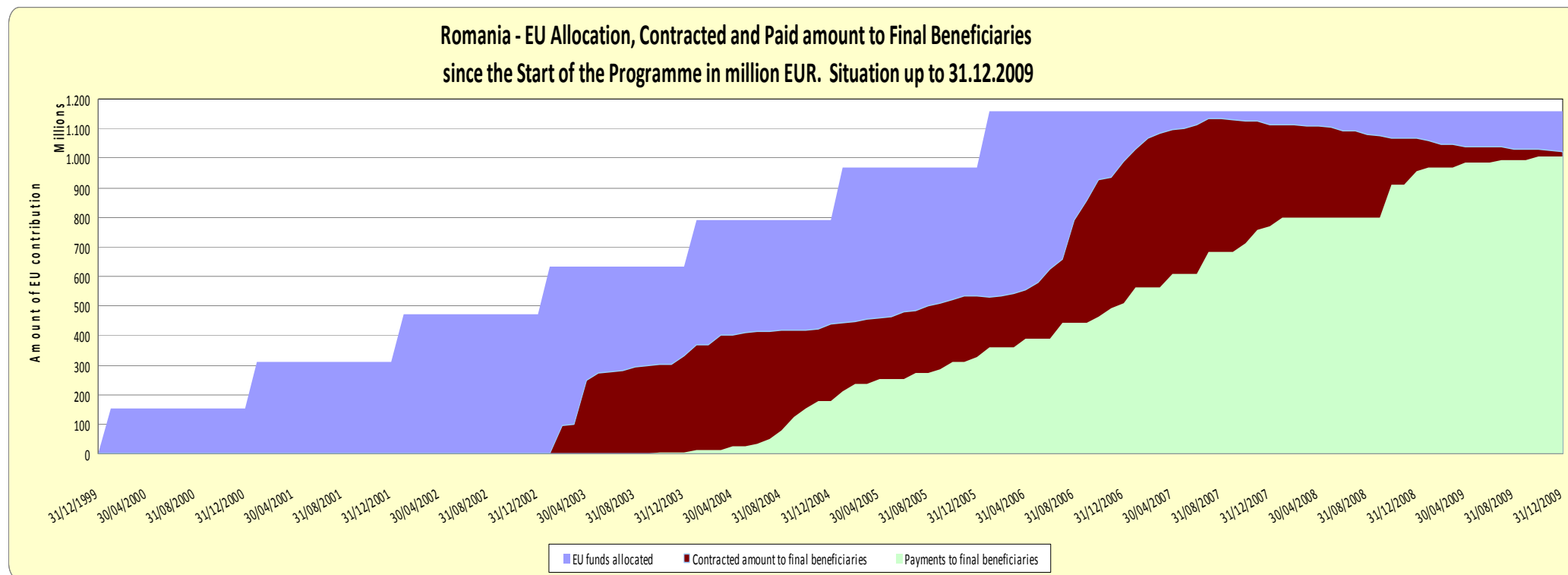
Table C.1.5

Contracted amount by type of Action in Bulgaria under the Measure "Diversification of Economic Activities" (in % at 31.12.2009)



ANNEX C.2 – ROMANIA

Table C.2.1



ANNEX C.2 – ROMANIA

Table C.2.2

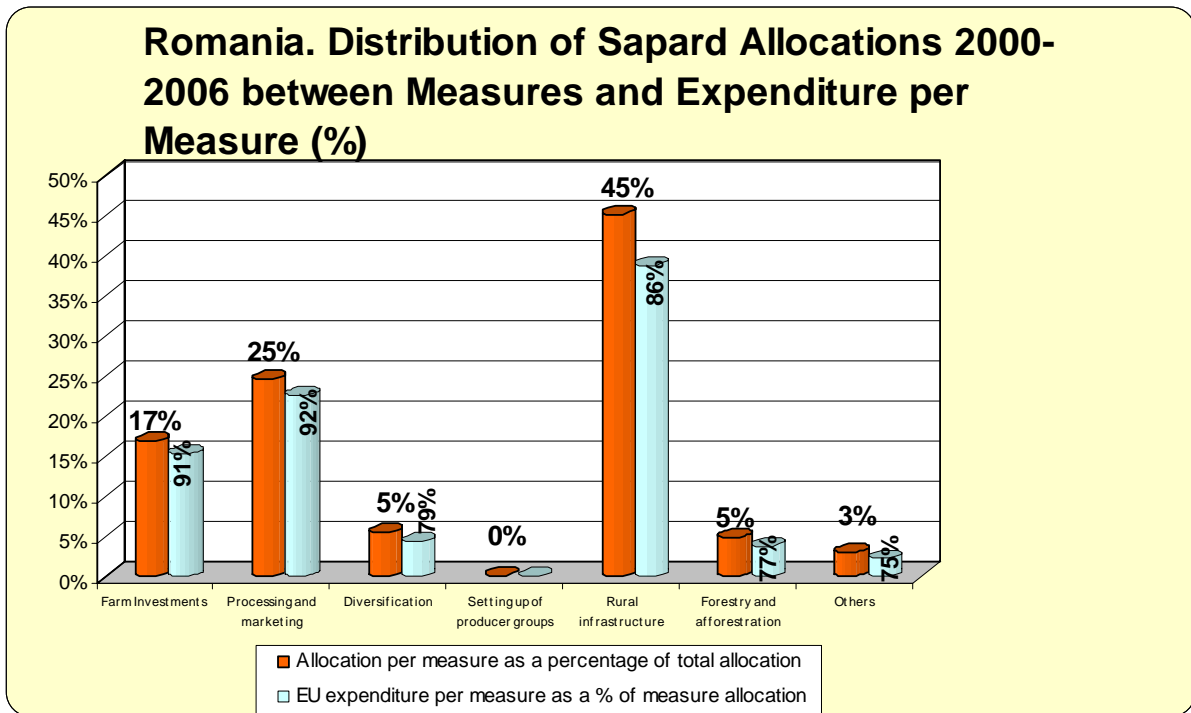
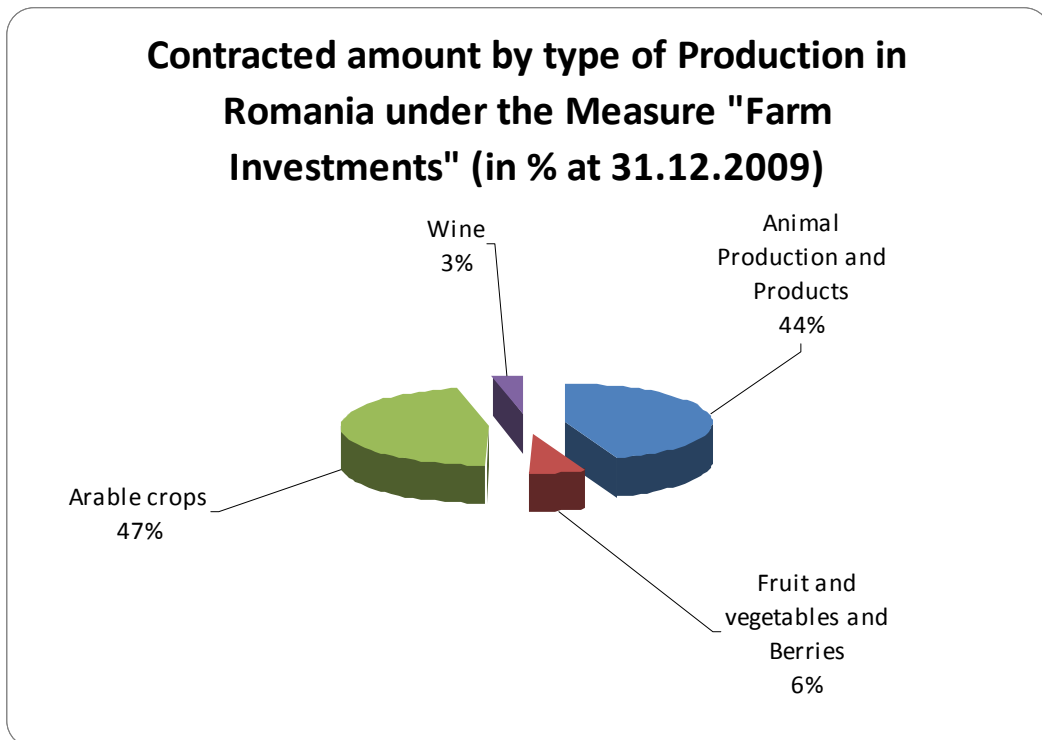


Table C.2.3



ANNEX C.2 – ROMANIA

Table C.2.4

Contracted amount by Sector in Romania under the Measure "Processing and Marketing" (in % at 31.12.2009)

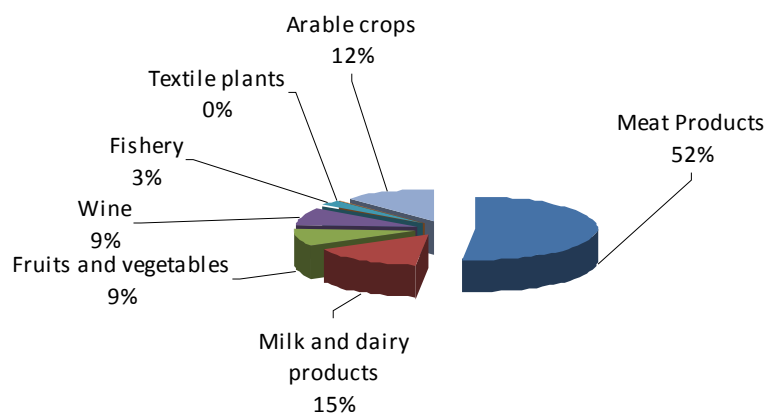
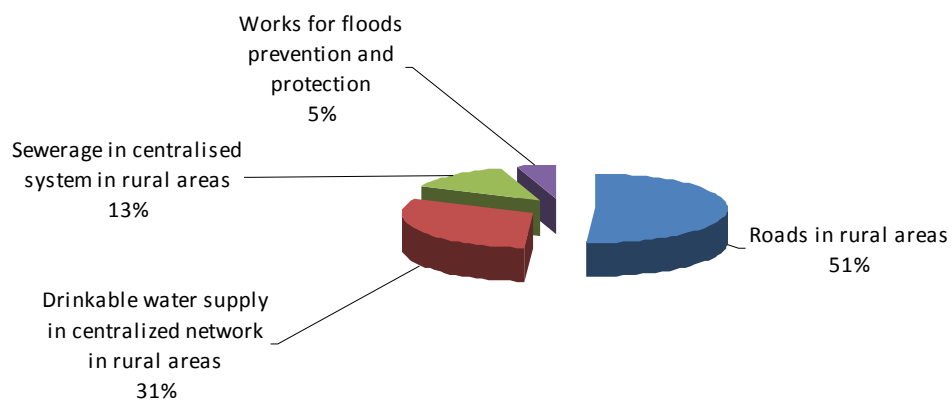


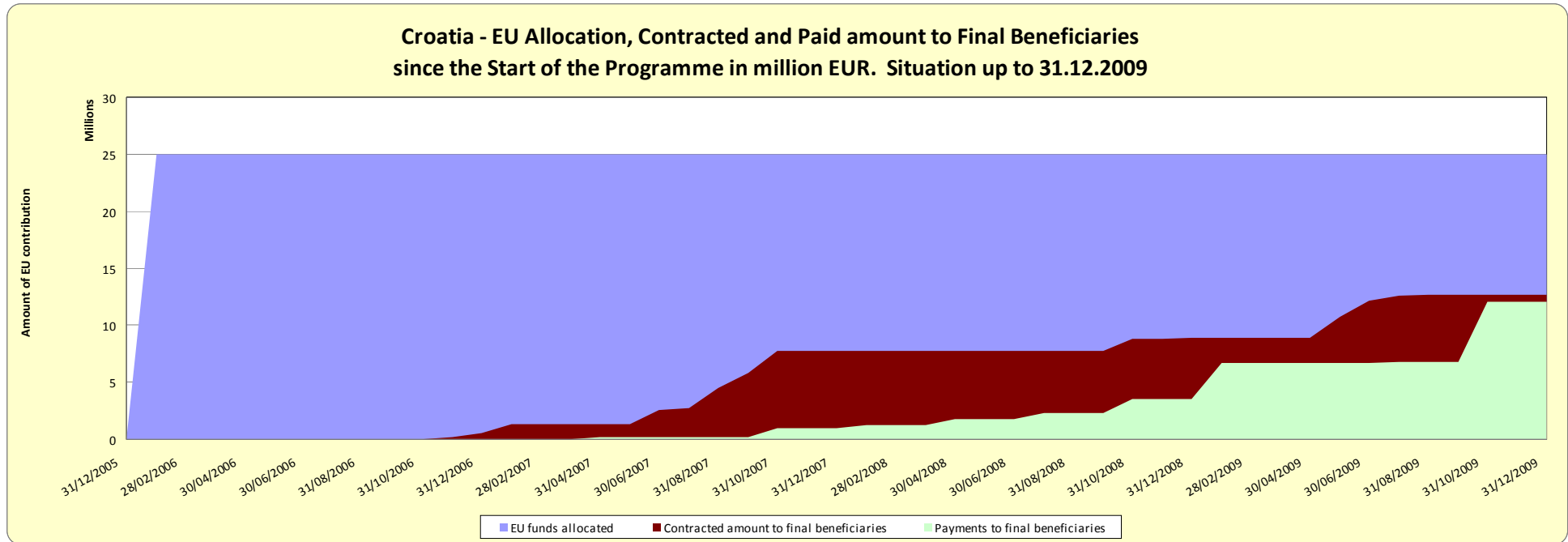
Table C.2.5

Contracted amount by type of Actions in Romania under the Measure "Rural Infrastructure" (in % at 31.12.2009)



ANNEX C.3 – CROATIA

Table C.3.1



ANNEX C.3 – CROATIA

Table C.3.2

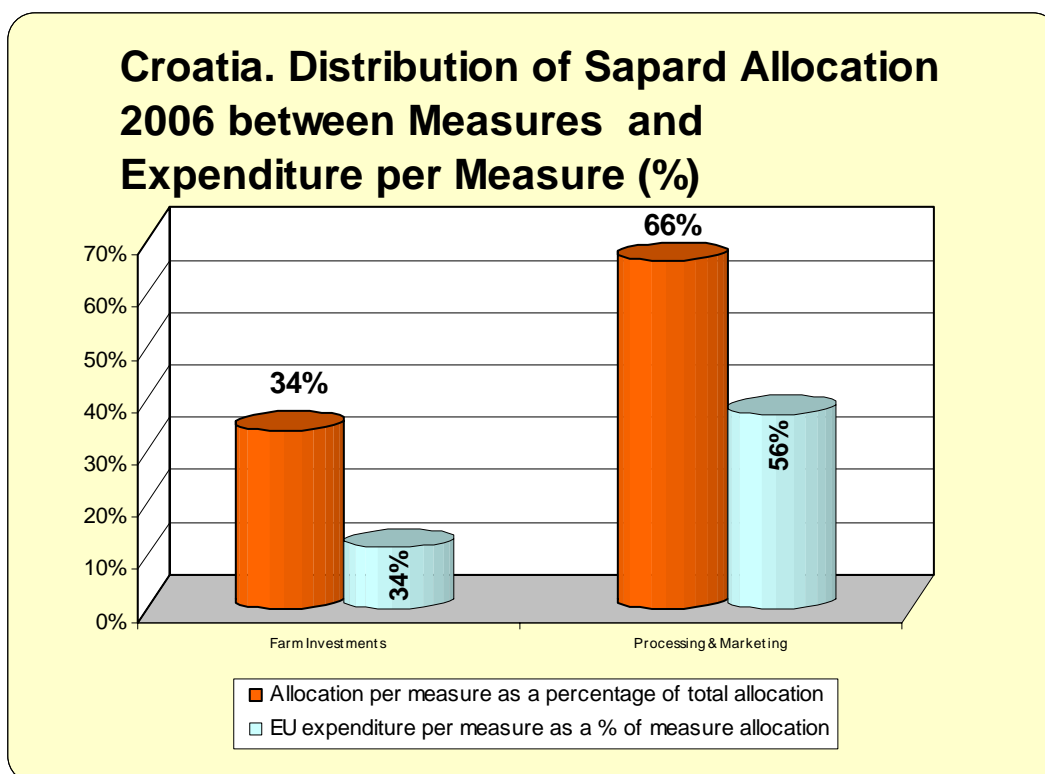
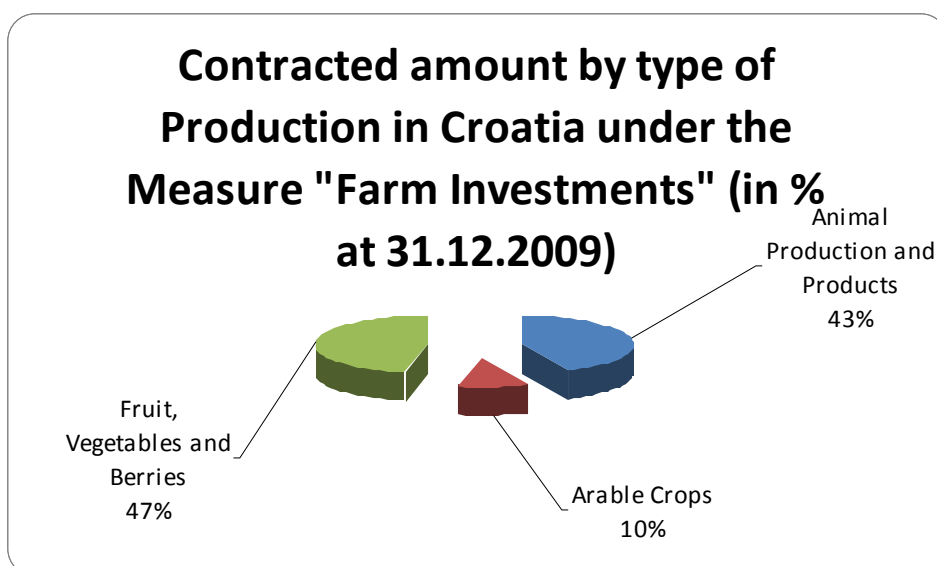


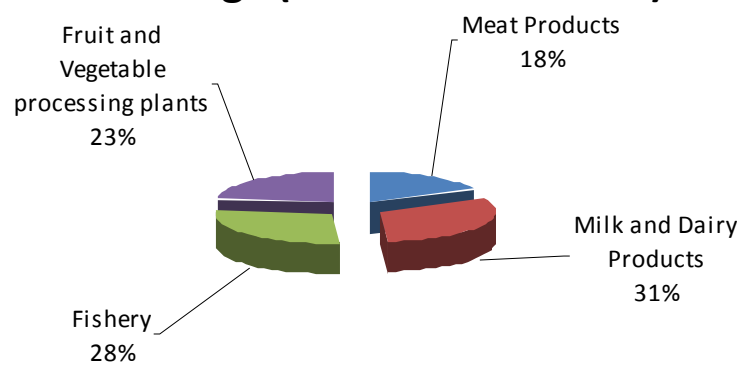
Table C.3.3



ANNEX C.3 - CROATIA

Table C.3.4

**Contracted amount by Sector in Croatia
under the Measure "Processing and
Marketing" (in % at 31.12.2009)**



ANNEX D – Modifications of Sapard Programmes

	<i>Bulgaria</i>	<i>Croatia</i>	<i>Czech Rep.</i>	<i>Estonia</i>	<i>Hungary</i>	<i>Latvia</i>	<i>Lithuania</i>	<i>Poland</i>	<i>Romania</i>	<i>Slovakia</i>	<i>Slovenia</i>
Commission Decision approving the Sapard programme on	20.10.2000	08.02.2006	26.10.2000	17.11.2000	18.10.2000	25.10.2000	27.11.2000	18.10.2000	12.12.2000	17.11.2000	27.10.2000
1ST modification of the programme adopted by the Commission on	21.05.2002	19.10.2007	26.02.2002	19.12.2002	26.11.2002	28.11.2001	23.12.2002	22.04.2002	11.07.2002	5.03.2002	24.11.2003
2ND modification of the programme adopted by the Commission on	27.05.2003	14.08.2008	12.04.2002	13.02.2004	21.08.2003	31.07.2002	09.09.2003	05.12.2002	27.5.2003	31.07.2002	20.7.2005
3RD modification of the programme adopted by the Commission on	23.12.2004		31.07.2002	12.07.2005	25.02.2004	18.02.2003	27.05.2005	11.07.2003	01.08.2003	20.03.2003	
4TH modification of the programme adopted by the Commission on	07.06.2005		23.12.2002		19.09.2005	17.07.2003		01.08.2003	17.09.2004	21.08.2003	
5TH modification of the programme adopted by the Commission on	09.09.2005		14.07.2005			13.02.2004		13.02.2004	04.07.2005	13.02.2004	
6TH modification of the programme adopted by the Commission on	24.03.2006		23.12.2005			14.07.2005		03.11.2004	11.04.2006	09.09.2005	
7TH modification of the programme adopted by the Commission on	05.07.2006								05.07.2006		
8TH modification of the programme adopted by the Commission on	27.12.2006								27.12.2006		
9TH modification of the programme adopted by the Commission on	26.06.2008										
10TH modification of the programme adopted by the Commission on	21.11.2008										
11TH modification of the programme adopted by the Commission on	30.11.2009										

ANNEX E – Sapard Conferral of Management

Measures included in the Commission Decisions already taken conferring the management of aid for the Applicant Country concerned (C)																						
Measures for which the national accreditation has been granted (N)																						
Measures for which the Applicant Country has requested national accreditation (NR)																						
Measures not included in the SAPARD programme approved for Applicant Country concerned:																						
(percentage of EU contribution allocated to the programmes (2000-2006) at 2000 prices according to the original approved programme)																						
situation on: 26/01/2006																						
Measures according to Article 2 of Reg. 1268/1999(1)	BULGARIA		CROATIA		CZECH		ESTONIA		HUNGARY		LATVIA		LITHUANIA		POLAND		ROMANIA		SLOVAK		SLOVENIA	
- Investment in agricultural holdings	31%	1stC	34%	1stC	16%	1stC	43%	1stC	28%	1stC	23%	1stC	47%	1stC	18%	1stC	15%	2ndC	28%	1stC	35%	1stC
- Processing & marketing of agriculture and fishery products	24%	1stC(4)	66%	1stC	17%	1stC	18%	1stC	21%	1stC	26%	1stC	21%	1stC	38%	1stC	17%	1stC	26%	1stC	40%	1stC
- Structures for quality, veterinary controls, foodstuffs and cons.					9%	1stC											3%					
- Environmentally friendly agricultural practices	2%				3%	2ndC	2%		4%		4%		1%		2%		2%		3%	2ndC		
- Diversification of activities, providing altern. income	6%	1stC			16%	1stC	18%	1stC	16%	N	24%	1stC	8%	1stC	11%	2ndC	10%	2ndC	11%	1stC(3)	14%	1stC
- Setting up farm relief and farm management services																	2%		5%	2ndC		
- Setting up Producer groups	1%	2ndC							7%								2%		5%	2ndC		
- Renovation and develop. of villages, protect. of rural heritage	8%	2ndC			11%	1stC(2)	4%	2ndC	9%	N												
- Land improvement and reparation					20%	1stC					2%								10%	1stC		
- Establish and updating of land registers																						
- Vocational training	4%	2ndC			2%	3rdC			2%		4%	1stC	2%	1stC	2%	1stC	5%	2ndC	2%	2ndC		
- Rural infrastructures	6%	2ndC			5%	1stC(2)	12%	1stC	12%	1stC	12%	1stC	16%	1stC	28%	1stC	28%	1stC	4%	2ndC(3)	10%	1stC
- Agricultural water resources management	6%																3%					
- Forestry, afforestation, investm., processing/market.	8%	2ndC					1%				3%	1stC	3%	2ndC			10%		8%	1stC		
- Technical Assistance	4%	2ndC			1%	1stC	2%		1%	1stC	2%	2ndC	2%	2ndC	1%	1stC	5%	1stC	3%	2ndC	1%	2ndC
TOTAL Programme	100%	11			100%	9(2)	100%	8	100%	9	100%	9	100%	8	100%	7	100%	11	100%	9(3)	100%	5
r measures for which conferral of management has been granted	92%	9			100%	9(2)	95%	5	62%	4	94%	7	99%	7	98%	6	80%	6	100%	9(3)	100%	5
Receipt of first accreditation package	18/12/2000		30/03/2006		13/11/2001		5/02/2001		1/10/2002		27/06/2001		24/07/2001		20/09/2001		12/06/2002		7/01/2002		28/09/2001	
Date of Commission Decision conferring the management of aid (1st C)	14/05/2001		29/09/2006		15/04/2002		15/06/2001		26/11/2002		6/12/2001		26/11/2001		2/07/2002		31/07/2002		15/04/2002		19/11/2001	
Receipt of second accreditation package	28/01/2003				16/10/2002		7/08/2003		25/11/2003		17/4/2003		3/03/2003		14/06/2003		7/07/2003		31/03/2003		16/09/2003	
Date of Commission Decision conferring the management of aid (2nd C)	14/08/2003				19/02/2003		13/02/2004				24/09/2003		9/10/2003		14/11/2003		5/12/2003		14/08/2003		2/04/2004	
Receipt of third accreditation package					16/01/2003																	
Date of Commission Decision conferring the management of aid (3rd C)	29/09/2006				1/08/2003												24/04/2006					

(1) - the exact name of the measure in the relevant programme may be different from the names of the measure listed.

(2) - in Czech Republic both measures (Renovation of villages + infrastructures) are included in their Measure 2.1: Renovation of villages and rural infrastructure. Conferral of management includes both.

(3) - in Slovak Republic both measures (diversification + infrastructures) are included in their Measure 4: diversification of activities in rural areas. Conferral of management includes both.

(4) - in Bulgaria the conferral of management for sub-measure "Wholesale Markets" included in measure "processing and marketing" was granted on 14/08/2003 (2ndC).

ANNEX F – Sapard irregularity reports by Member States

Number of first communications

Country	2003	2004	2005	2006	2007	2008	2009	Total
BG		5	15	18	42	56	250	386
CZ		1	7	4	6			18
EE	1	1	4	4	5	5	2	22
HR						4		4
HU	3	13	24	8	4	11	7	70
LT	4	3	3	3		5	1	19
LV		7	4	3	1	3	2	20
PL	3	19	24	51	32	43	44	216
RO	1	77	80	70	55	101	59	443
SI	22	5	3		1		1	32
SK		2	1	3	5	3	1	15
Total	34	133	165	164	151	231	367	1245